

GFS - Pilot Boring and Counterboring Tool System BWZ



The GFS Pilot Boring and Counterboring System is a reliable and inexpensive tool for boring - counterboring - spotfacing - chamferring.

Easy resharpening on every tool-grinder.

The two-edge-cutter divides the cutting forces, and therefore avoids lateral yielding of the boring bar. A high cutting capacity and smoothness of running is guaranteed.

Advantages : 1) Only seven boring bar sizes cover a range from
 \varnothing 18 mm up to 200 mm /
/ 0.710'' - 7,870''.

2) High chip production during boring and counterboring

3) More accurate boring and better surfaces with greater roughing capacity compared to twist drills

4) Suitable for use on lathes, drilling machines, boring machines and CNC machines

5) Cutters available in High-Speed-Steel, TIN-coated, brazed carbide and carbide tipped

The boring bar is easy to handle and no special tools are required. Within a single holder size, any cutter can be combined with any guide roller, thus covering a wide range of pilot bore and counterbore diameters.

GFS - Pilot Boring and Counterboring Tool System BWZ

**Different types of boring bars
for any kind of machine
are available :**

Size 01: Weldon Shank Ø 12 mm
 Size 0 : Shank MT 3
 Size 1 : Shank MT 3 and MT 4
 Size 2 : Shank MT 4
 Size 3 : Shank MT 4 and MT 5
 Size 4 : Shank MT 5
 Size 5 : Shank MT 5

**Cutters are
available
as follows :**

Type A : for boring, point angle 164° (Size 01 120°)
High-Speed-Steel (Cobalt Alloy)

Type B : for counterboring, point angle 180°
High-Speed-Steel (Cobalt Alloy)

Type HM : for counterboring, point angle 180°
Braze Carbide , with carbide tips for hard and
brittle materials (grey cast iron, brass)

Type WP : for counterboring, point angle 180°
With reversible carbide tips, for large lot
production on machines with powerful drives

<i>Size</i>	<i>Diameter Range</i>	<i>A</i>	<i>B</i>	<i>HM</i>	<i>WP</i>
01	18 mm - 30 mm / 0.700'' - 1.180''	x	x	x	-
0	32 mm - 50 mm / 1.260'' - 2.000''	x	x	x	*
1	50 mm - 70 mm / 2.000'' - 2.760''	x	x	x	*
2	65 mm - 92 mm / 2.560'' - 3.620''	x	x	x	*
3	80 mm - 110mm / 3.150'' - 4.330''	x	x	x	*
4	100 mm - 140 mm / 3.940'' - 5.510''	x	x	*	*
5	135 mm - 200 mm / 5.310'' - 7.870''	x	x	*	*

x = from stock * = short time delivery - = not available

TiN-coated cutters are available at short notice

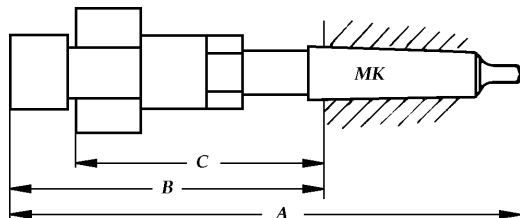
**Aufbohr- und Senkwerkzeugsystem
Sistema per alesature ed allargature**

**Pilot Boring- and Counterboring Tool System
Système d'outils aléseurs et fraiseurs**

Größe 01 - Size 01 - Misura 01 - Dimension 01

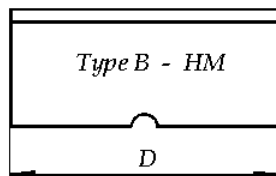
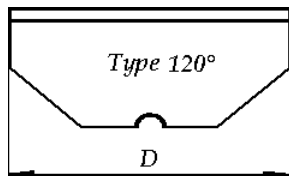
Bohrstange - Boring bar - Barra alesatrice - Porte-outil

Größe - Size	Bereich - Range	A	B	C	Art. No.
01 / Ø 12 mm	18 mm - 30 mm	203	155	132	203340



Messer - Cutters - Coltelli - Couteaux

Ø mm	Type B HSS/E Art.No.	Type B TIN Art.No.	Type B HM Art.No.	Type 120° Art.No.	Type 120° TIN Art.No.
18	203018	207018	204018	205018	206018
19	203019	207019	204019	205019	206019
20	203020	207020	204020	205020	206020
21	203021	207021	204021	205021	206021
22	203022	207022	204022	205022	206022
23	203023	207023	204023	205023	206023
24	203024	207024	204024	205024	206024
25	203025	207025	204025	205025	206025
26	203026	207026	204026	205026	206026
27	203027	207027	204027	205027	206027
28	203028	207028	204028	205028	206028
29	203029	207029	204029	205029	206029
30	203030	207030	204030	205030	206030



4,3 mm x 13 mm x D

Führungsrolle vorwärts - Pilot roller forward - Rullo di guida - Rouleau de guidage

Ø mm	Art. No.	Ø mm	Art. No.	Ø mm	Art. No.
15	503015	19	503019	23	503023
16	503016	20	503020	24	503024
17	503017	21	503021	25	503025
18	503018	22	503022		

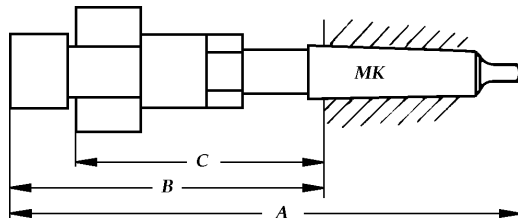
**Aufbohr- und Senkwerkzeugsystem
Sistema per alesature ed allargature**

**Pilot Boring- and Counterboring Tool System
Système d'outils aléseurs et fraiseurs**

Größe 0 - Size 0 - Misura 0 - Dimension 0

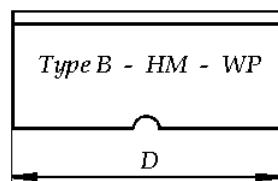
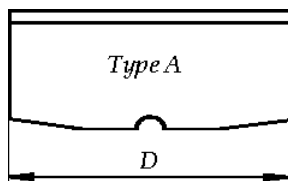
Bohrstange - Boring bar - Barra alesatrice - Porte-outil

Größe - Size	Bereich - Range	A	B	C	Art.No.
0 / MK3 (MT3)	32 mm - 50 mm	238	145	119	103300



Messer - Cutters - Coltelli - Couteaux

Ø mm	Type A HSS/E Art.No.	Type A TIN Art.No.	Type B HSS/E Art.No.	Type B TIN Art.No.	Type HM Art.No.	Type WP Art.No.
32	301032	306032	401032	406032	402032	405032
33	301033	306033	401033	406033	402033	405033
34	301034	306034	401034	406034	402034	405034
35	301035	306035	401035	406035	402035	405035
36	301036	306036	401036	406036	402036	405036
37	301037	306037	401037	406037	402037	405037
38	301038	306038	401038	406038	402038	405038
39	301039	306039	401039	406039	402039	405039
40	301040	306040	401040	406040	402040	405040
41	301041	306041	401041	406041	402041	405041
42	301042	306042	401042	406042	402042	405042
43	301043	306043	401043	406043	402043	405043
44	301044	306044	401044	406044	402044	405044
45	301045	306045	401045	406045	402045	405045
46	301046	306046	401046	406046	402046	405046
47	301047	306047	401047	406047	402047	405047
48	301048	306048	401048	406048	402048	405048
49	301049	306049	401049	406049	402049	405049
50	301050	306050	401050	406050	402050	405050



8 mm x 18 mm x D

Führungsrolle - Pilot roller - Rullo di guida - Rouleau de guidage

Ø mm	Art.No.	Ø mm	Art.No.	Ø mm	Art.No.
20	508020	24	508024	28	508028
21	508021	25	508025	29	508029
22	508022	26	508026	30	508030
23	508023	27	508027		

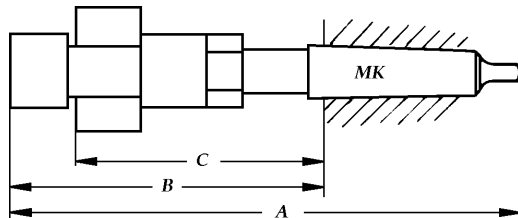
**Aufbohr- und Senkwerkzeugsystem
Sistema per alesature ed allargature**

**Pilot Boring- and Counterboring Tool System
Système d'outils aléseurs et fraiseurs**

Größe 1 - Size 1 - Misura 1 - Dimension 1

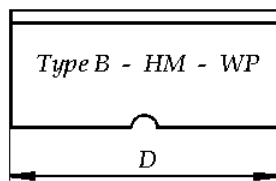
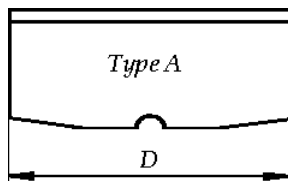
Bohrstange - Boring bar - Barra alesatrice - Porte-outil

Größe - Size	Bereich - Range	A	B	C	Art.No.
1 / MK3 (MT3)	50 mm - 70 mm	238	145	119	113300
1 / MK4 (MT4)	50 mm - 70 mm	263	146	120,5	113400



Messer - Cutters - Coltelli - Couteaux

Ø mm	Type A HSS/E Art.No.	Type A TIN Art.No.	Type B HSS/E Art.No.	Type B TIN Art.No.	Type HM Art.No.	Type WP Art.No.
50	311050	316050	411050	416050	412050	415050
51	311051	316051	411051	416051	412051	415051
52	311052	316052	411052	416052	412052	415052
53	311053	316053	411053	416053	412053	415053
54	311054	316054	411054	416054	412054	415054
55	311055	316055	411055	416055	412055	415055
56	311056	316056	411056	416056	412056	415056
57	311057	316057	411057	416057	412057	415057
58	311058	316058	411058	416058	412058	415058
59	311059	316059	411059	416059	412059	415059
60	311060	316060	411060	416060	412060	415060
61	311061	316061	411061	416061	412061	415061
62	311062	316062	411062	416062	412062	415062
63	311063	316063	411063	416063	412063	415063
64	311064	316064	411064	416064	412064	415064
65	311065	316065	411065	416065	412065	415065
66	311066	316066	411066	416066	412066	415066
67	311067	316067	411067	416067	412067	415067
68	311068	316068	411068	416068	412068	415068
69	311069	316069	411069	416069	412069	415069
70	311070	316070	411070	416070	412070	415070



10 mm x 20 mm x D

Führungsrolle - Pilot roller - Rullo di guida - Rouleau de guidage

Ø mm	Art.No.	Ø mm	Art.No.	Ø mm	Art.No.	Ø mm	Art.No.
26	518026	30	518030	34	518034	38	518038
27	518027	31	518031	35	518035	39	518039
28	518028	32	518032	36	518036	40	518040
29	518029	33	518033	37	518037		

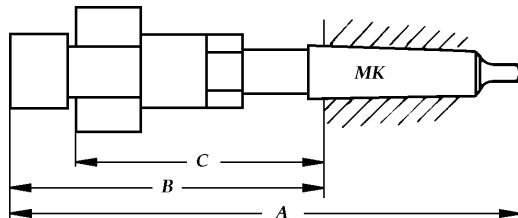
**Aufbohr- und Senkwerkzeugsystem
Sistema per alesature ed allargature**

**Pilot Boring- and Counterboring Tool System
Système d'outils aléseurs et fraiseurs**

Größe 2 - Size 2 - Misura 2 - Dimension 2

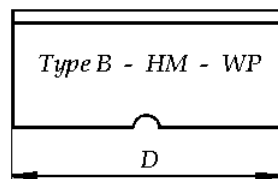
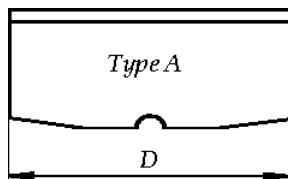
Bohrstange - Boring bar - Barra alesatrice - Porte-outil

Größe - Size	Bereich - Range	A	B	C	Art.No.
2 / MK4 (MT4)	65 mm - 92 mm	278,5	162	132	123400



Messer - Cutters - Coltelli - Couteaux

Ø mm	Type A HSS/E Art.No.	Type A TIN Art.No.	Type B HSS/E Art.No.	Type B TIN Art.No.	Type HM Art.No.	Type WP Art.No.
65	321065	326065	421065	426065	422065	425065
66	321066	326066	421066	426066	422066	425066
68	321068	326068	421068	426068	422068	425068
70	321070	326070	421070	426070	422070	425070
72	321072	326072	421072	426072	422072	425072
74	321074	326074	421074	426074	422074	425074
75	321075	326075	421075	426075	422075	425075
76	321076	326076	421076	426076	422076	425076
78	321078	326078	421078	426078	422078	425078
80	321080	326080	421080	426080	422080	425080
82	321082	326082	421082	426082	422082	425082
84	321084	326084	421084	426084	422084	425084
85	321085	326085	421085	426085	422085	425085
86	321086	326086	421086	426086	422086	425086
88	321088	326088	421088	426088	422088	425088
90	321090	326090	421090	426090	422090	425090
92	321092	326092	421092	426092	422092	425092



11 mm x 28 mm x D

Führungsrolle - Pilot roller - Rullo di guida - Rouleau de guidage

Ø mm	Art.No.	Ø mm	Art.No.	Ø mm	Art.No.
32	528032	37	528037	42	528042
33	528033	38	528038	43	528043
34	528034	39	528039	44	528044
35	528035	40	528040	45	528045
36	528036	41	528041		

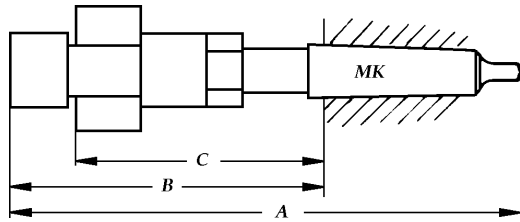
**Aufbohr- und Senkwerkzeugsystem
Sistema per alesature ed allargature**

**Pilot Boring- and Counterboring Tool System
Système d'outils aléseurs et fraiseurs**

Größe 3 - Size 3 - Misura 3 - Dimension 3

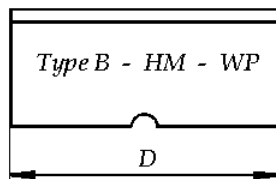
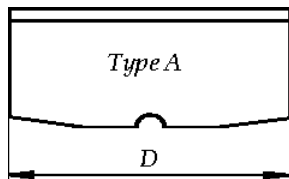
Bohrstange - Boring bar - Barra alesatrice - Porte-outil

Größe - Size	Bereich - Range	A	B	C	Art.No.
3 / MK4 (MT4)	80 mm - 110 mm	325	208,5	171	133400
3 / MK5 (MT5)	80 mm - 110 mm	357	208,5	171	133500



Messer - Cutters - Coltelli - Couteaux

Ø mm	Type A HSS/E Art.No.	Type A TIN Art.No.	Type B HSS/E Art.No.	Type B TIN Art.No.	Type HM Art.No.	Type WP Art.No.
80	331080	336080	431080	436080	432080	435080
82	331082	336082	431082	436082	432082	435082
84	331084	336084	431084	436084	432084	435084
85	331085	336085	431085	436085	432085	435085
86	331086	336086	431086	436086	432086	435086
88	331088	336088	431088	436088	432088	435088
90	331090	336090	431090	436090	432090	435090
92	331092	336092	431092	436092	432092	435092
94	331094	336094	431094	436094	432094	435094
95	331095	336095	431095	436095	432095	435095
96	331096	336096	431096	436096	432096	435096
98	331098	336098	431098	436098	432098	435098
100	331100	336100	431100	436100	432100	435100
102	331102	336102	431102	436102	432102	435102
104	331104	336104	431104	436104	432104	435104
105	331105	336105	431105	436105	432105	435105
106	331106	336106	431106	436106	432106	435106
108	331108	336108	431108	436108	432108	435108
110	331110	336110	431110	436110	432110	435110



14 mm x 32 mm x D

Führungsrolle - Pilot roller - Rullo di guida - Rouleau de guidage

Ø mm	Art.No.	Ø mm	Art.No.	Ø mm	Art.No.	Ø mm	Art.No.
35	538035	41	538041	46	538046	51	538051
36	538036	42	538042	47	538047	52	538052
37	538037	43	538043	48	538048	53	538053
38	538038	44	538044	49	538049	54	538054
39	538039	45	538045	50	538050	55	538055
40	538040						

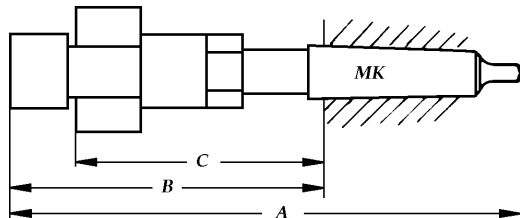
**Aufbohr- und Senkwerkzeugsystem
Sistema per alesature ed allargature**

**Pilot Boring- and Counterboring Tool System
Système d'outils aléseurs et fraiseurs**

Größe 4 - Size 4 - Misura 4 - Dimension 4

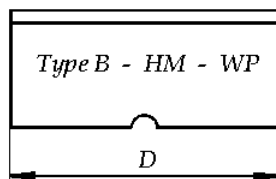
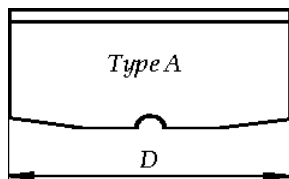
Bohrstange - Boring bar - Barra alesatrice - Porte-outil

Größe - Size	Bereich - Range	A	B	C	Art.No.
4 / MK5 (MT5)	100 mm - 140 mm	372	223,5	180	143500



Messer - Cutters - Coltelli - Couteaux

Ø mm	Type A HSS/E Art.No.	Type A TIN Art.No.	Type B HSS/E Art.No.	Type B TIN Art.No.	Type HM Art.No.	Type WP Art.No.
100	341100	346100	441100	446100	442100	445100
104	341104	346104	441104	446104	442104	445104
105	341105	346105	441105	446105	442105	445105
108	341108	346108	441108	446108	442108	445108
110	341110	346110	441110	446110	442110	445110
114	341114	346114	441114	446114	442114	445114
115	341115	346115	441115	446115	442115	445115
118	341118	346118	441118	446118	442118	445118
120	341120	346120	441120	446120	442120	445120
124	341124	346124	441124	446124	442124	445124
125	341125	346125	441125	446125	442125	445125
128	341128	346128	441128	446128	442128	445128
130	341130	346130	441130	446130	442130	445130
134	341134	346134	441134	446134	442134	445134
135	341135	346135	441135	446135	442135	445135
138	341138	346138	441138	446138	442138	445138
140	341140	346140	441140	446140	442140	445140



17 mm x 40 mm x D

Führungsrolle - Pilot roller - Rullo di guida - Rouleau de guidage

Ø mm	Art.No.	Ø mm	Art.No.	Ø mm	Art.No.	Ø mm	Art.No.
45	548045	52	548052	58	548058	65	548065
46	548046	53	548053	59	548059	66	548066
47	548047	54	548054	60	548060	67	548067
48	548048	55	548055	61	548061	68	548068
49	548049	56	548056	62	548062	69	548069
50	548050	57	548057	63	548063	70	548070
51	548051			64	548064		

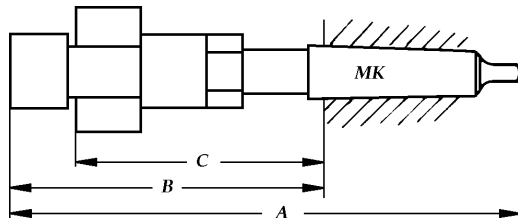
**Aufbohr- und Senkwerkzeugsystem
Sistema per alesature ed allargature**

**Pilot Boring- and Counterboring Tool System
Système d'outils aléseurs et fraiseurs**

Größe 5 - Size 5 - Misura 5 - Dimension 5

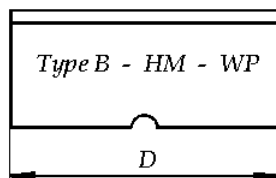
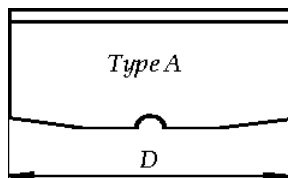
Bohrstange - Boring bar - Barra alesatrice - Porte-outil

Größe - Size	Bereich - Range	A	B	C	Art.No.
5 / MK5 (MT5)	135 mm - 200 mm	434	285,5	234,5	153500



Messer - Cutters - Coltelli - Couteaux

Ø mm	Type A HSS/E Art.No.	Type A TIN Art.No.	Type B HSS/E Art.No.	Type B TIN Art.No.	Type HM Art.No.	Type WP Art.No.
135	351135	356135	451135	456135	452135	455135
140	351140	356140	451140	456140	452140	455140
145	351145	356145	451145	456145	452145	455145
150	351150	356150	451150	456150	452150	455150
155	351155	356155	451155	456155	452155	455155
160	351160	356160	451160	456160	452160	455160
165	351165	356165	451165	456165	452165	455165
170	351170	356170	451170	456170	452170	455170
175	351175	356175	451175	456175	452175	455175
180	351180	356180	451180	456180	452180	455180
185	351185	356185	451185	456185	452185	455185
190	351190	356190	451190	456190	452190	455190
195	351195	356195	451195	456195	452195	455195
200	351200	356200	451200	456200	452200	455200



20 mm x 50 mm x D

Führungsrolle - Pilot roller - Rullo di guida - Rouleau de guidage

Ø mm	Art.No.	Ø mm	Art.No.	Ø mm	Art.No.	Ø mm	Art.No.
64	558064	70	558070	75	558075	81	558081
65	558065	71	558071	76	558076	82	558082
66	558066	72	558072	77	558077	83	558083
67	558067	73	558073	78	558078	84	558084
68	558068	74	558074	79	558079	85	558085
69	558069			80	558080		